



BC SOCCER

SMALL-SIDED REFEREE RULES

Revised December 10, 2016

These Rules are created for games involving players from the U-6 – U-12 age categories.



CONTENTS

LAW 1 – THE FIELD OF PLAY	4
LAW 2 – THE BALL	4
LAW 3 – NUMBER OF PLAYERS	4
LAW 4 – PLAYERS EQUIPMENT.....	4
LAW 5 – THE REFEREE	5
LAW 6 – THE ASSISTANT REFEREE.....	5
LAW 7 – DURATION OF GAME	5
LAW 8 – START AND RESTART OF PLAY.....	6
LAW 9 – BALL IN AND OUT OF PLAY.....	6
LAW 10 – THE METHOD OF SCORING	6
LAW 11 – OFFSIDE.....	7
LAW 12 – FOULS AND MISCONDUCT	8
LAW 14 – PENALTY KICKS	9
LAW 15 – THE THROW-IN/KICK-IN:.....	10
LAW 16 – THE GOAL KICK	11
LAW 17 – THE CORNER KICK	12
FIELD AND MARKINGS.....	13
APPENDIX “A” – FIELD MARKINGS	14
APPENDIX “B” – BALL, PLAYERS, AND DURATION.....	14

LAW 1 – THE FIELD OF PLAY

- Distinctive lines not more than twelve (12) centimeters wide
- In some age groups the field will be marked using cones
- The field of play is divided into two equal halves by a halfway line
- The center mark is indicated at the midpoint of the halfway line
- A circle at the halfway line is marked as determined Appendix “A”
- A Penalty mark is only marked in U-11&12 age group 9m from the goal line
- A line parallel to the center line at the attacking third mark for the U-11&12 age group is to be marked to indicate the Retreat/Offside line
- This may be done by a line or placing Cones/Flags 1 meter off the touch line
- On most fields corner flags are used but not mandatory, if used must be 5 feet high
- On some fields a corner arc may be marked, if used this arc will have a radius of 1meter

Goal Area/Penalty Area:

- Two lines are drawn at right angles to the goal line from the inside each goalpost
- These lines extend into the field of play and are joined by a line drawn parallel with the goal line as determined in Appendix “A”

Field Sizes, Goal Sizes and Field Markings for the age groups must conform to the details as shown on the table found in Appendix “A” of these rules.

LAW 2 – THE BALL

Ball size must conform to the table found in Appendix “B” of these rules. The ball must be safe for the players and without tears or water logged.

LAW 3 – NUMBER OF PLAYERS

The game is played by two teams. Each team above U6 plays with the outfield players and may include a goalkeeper. The number of players is found in Appendix “B” of these rules.

Substitutions:

Unlimited substitution shall be allowed. Substitutions shall be allowed at stoppages with permission of the referee.

LAW 4 – PLAYERS EQUIPMENT

- Players shall not wear anything which endangers themselves or other players.
- Basic compulsory equipment shall consist of shorts, socks, shin guards, footwear, and a jersey.

- Goalkeepers must wear colours which are distinguishable from all outfield players and the referee.
- A player who is asked to leave the field of play because of defective or dangerous equipment may not re-enter the field of play until the referee has checked and is satisfied that the equipment is safe.
- Non-uniform clothing is allowed based on weather conditions, but uniforms must still distinguish teams.
- Jewelry is not permitted but religious items such as Headscarves or Turbans are permitted as long as they are fastened safely ie. Velcro.

LAW 5 – THE REFEREE

A Small-sided referee or nominated person may be used. The referee's role is to enforce the Laws of the Game as they pertain to Small-Sided Game and help to keep players safe.

Team Officials that are 'on' the field of play during the match shall conduct themselves in a responsible manner and are subject to discipline by the referee.

The referee shall:

- Enforce the Laws of the Game.
- Refrain from penalizing when the offending team may gain an advantage.
- Control who may enter or leave the field of play.
- Stop the game immediately if a player appears to be injured, bleeding, or appear to be concussed.
- Signal to start the game, and to restart it after a stoppage.
- Decide if the field of play and all applicable equipment is suitable.
- Report in writing to the Club or appropriate authority, any misconduct by players, parents, spectators or other persons which takes place on the field of play or its vicinity at any time during the game.

LAW 6 – THE ASSISTANT REFEREE

- Assistant Referee are not required in matches U-12 and below.
- Club Linespersons (Parents or Coach) can be used and will assist the referee in controlling the match but the final decision is made by the Referee

They indicate when:

- When the ball leaves the field, and can assist which team is to take a corner kick, throw-in or goal kick.

LAW 7 – DURATION OF GAME

The duration of the games must conform to the table as set out in Appendix "B" of these rules.

LAW 8 – START AND RESTART OF PLAY

Kick-Off

- The kick-off shall be decided by the toss of a coin.
- The team which wins the toss shall decide which goal to attack in the first half their opponents will take the kick-off.
- At a kick-off, all players shall be in their own half of the field of play.
- All players opposing the team taking the kick-off shall be not less than
 - U6, U7 and U8 – 5 meters from the ball until it is kicked and moves.
 - U9-U10 – 8 meters from the ball until it is kicked and moves.
 - U11-U12 – 9 meters from the ball until it is kicked and moves.
- The referee gives a signal by blowing their whistle.
- The ball will be in play when it is kicked and clearly moves.
- For any infringement of this rule, the kick-off shall be retaken.
- For matches U11-U12 should the player taking the kick-off touch the ball a second time before it has been played or touched by another player, an indirect free-kick shall be awarded to the opposing team. For all other ages the team will retake the kick-off.
- After a goal, has been scored, the game shall be restarted by a kick-off taken by the team against which the goal was scored.
- After the first half of play, the teams shall change halves and the kick-off shall be taken by the team that did not take the kick-off to start the game.

Drop-Ball

- A drop ball will be awarded if there is an injury, interference by an outside agent, or any other reason that the referee stops play which is not a foul.

LAW 9 – BALL IN AND OUT OF PLAY

The ball is OUT of play:

- if the whole of the ball has crossed the goal-line, or touch-line, whether on the ground or in the air.
- play has been stopped by the referee.

The ball is IN play:

- At all other times including when it rebounds into play from a goal-post, a cross-bar, or a corner flag post, or referee and remains in the field of play.

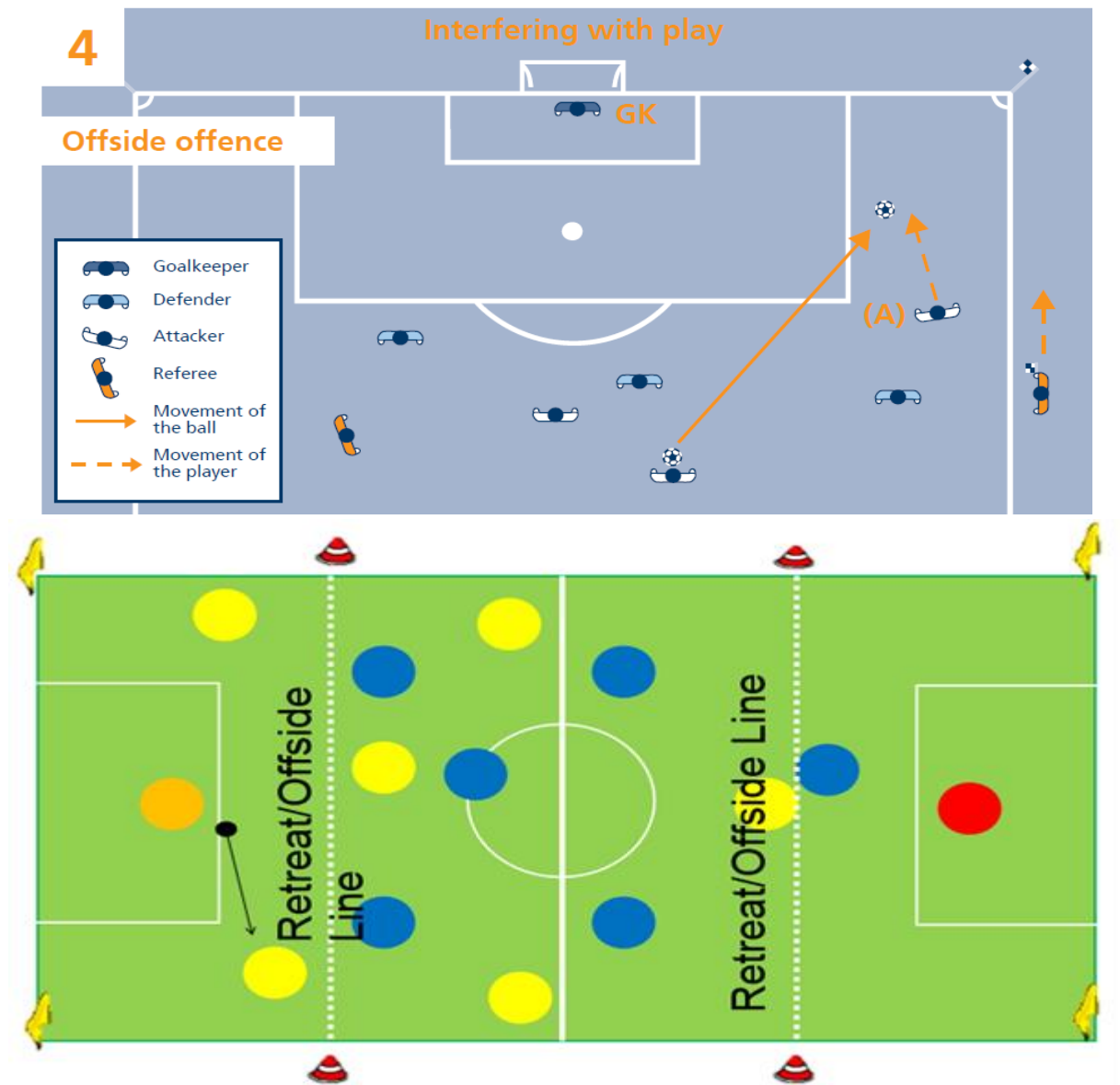
LAW 10 – THE METHOD OF SCORING

- A goal is scored when the whole of the ball has crossed over the goal-line, between the goal-posts and under the cross-bar, provided it has not been thrown, carried or intentionally propelled by hand or arm, by a player of the attacking team, except by a goalkeeper from within their own penalty-area.
- The referee shall be the sole judge as to whether a goal has been scored.

LAW 11 – OFFSIDE

- U6, U 7, U8, U9 and U10 – NO Offside.
- U11 & U12 – is in effect in the attacking 3rd of the field. This line may be marked as a dotted line, solid line or single cones on the touch line.
- When an offside offence occurs, the referee awards an indirect free kick to be taken from the position of the offending player when the ball was last played to him by one of their team-mates.

A player in an offside position (A) may be penalised before playing or touching the ball, if, in the opinion of the referee, no other team-mate in an onside position has an opportunity to play the ball.



LAW 12 – FOULS AND MISCONDUCT

The referee or nominated person are to communicate with the offending player. Direct and Indirect Direct Free Kicks can only be awarded with the ball in play.

For U6 thru U10 – all free kicks are Indirect.

- A free kick¹ is awarded if a player commits any of the following seven offences:
 1. kicks or attempts to kick an opponent
 2. trips or attempts to trip an opponent
 3. jumps at an opponent
 4. charges an opponent
 5. strikes or attempts to strike an opponent
 6. pushes an opponent
 7. tackles an opponent
- A free kick is also awarded if a player commits any of the following three offences:
 1. holds an opponent
 2. spits at an opponent
 3. handles the ball deliberately (except for the goalkeeper within their own penalty area)
- Indirect free kick - An indirect free kick is awarded if, in the opinion of the referee, a player:
 1. plays in a dangerous manner (No Contact)
 2. impedes the progress of an opponent (No Contact)
 3. prevents the goalkeeper from releasing the ball from their hands
 4. commits any other offence, not previously mentioned in Law 12

UNDER 6 through UNDER 10

- An indirect free kick is awarded to the opposing team at the center spot on the halfway line if the goalkeeper punts or drop-kicks the ball in the air from his/her goal area into the opponent's goal area.
- Misconduct: NO cards shown for these age groups.

UNDER 11 & UNDER 12

- An indirect free kick at the center spot on the halfway line if a goalkeeper punts or drop-kicks the ball in the air from his/her penalty area into the opponent's penalty area.
- Misconduct: Caution (yellow) and send off (red) cards are used.

LAW 13- FREE KICKS

All free kicks for U6, U7, U8, U9 and U10 are INDIRECT free kicks.

Direct and Indirect free-kicks apply for the U11 and U12 age groups.

If taken inside the Defending Player's Penalty area the ball must leave the area to be in play, if it does not or is touched the kick will be retaken.

Ball enters the net

- If a direct free kick is kicked directly into the opponent's goal, it's a goal
 - If a direct or indirect free kick is kicked directly into a team's own goal, it's a corner kick
 - If an indirect free kick is kicked directly into the opponent's goal, it's a goal kick
- During a free-kick the ball shall be stationary
 - All opponents shall be not less than (U6 - 5 meters, U7-U10 – 8 meters, U11-U12 – 9 meters) from the ball until it has been kicked.
 - If the kick is inside the Penalty Area all opponents must be outside the area.
 - The ball is in play when it has been kicked and moved and if the kick is inside the Penalty area it must leave the penalty area before being played by anyone.
 - If it does not leave the Penalty Area, it is a retake.
 - For any infringement of this rule, the free-kick shall be retaken where the foul occurred.
 - A player taking a free kick shall not touch the ball a second time until it has been touched by another player, if this happens an indirect free-kick shall be awarded to the opposing team.

Indirect free kick:

- A goal may NOT be scored directly from an indirect free-kick.
- The player taking the free kick can not touch it until it touches another player.
- An indirect free kick is indicated by the Referee raising his/her arm.
- The indirect free-kick shall be taken from the place where the infringement occurred, unless the free-kick is awarded to the attacking team within its opponents' penalty-area. In this case, the free kick shall be taken from the outside edge of the penalty area in line where the offense took place.

LAW 14 – PENALTY KICKS

- U6, U7, U8, U9 and U10 - There are NO PENALTY KICKS.
- U11-U12 – Position of the ball and the players.
 - The ball must be placed on the penalty mark.
 - The player taking the penalty kick: must be properly identified.
- The defending goalkeeper:
 - Must remain on their goal line, facing the kicker, between the goalposts until the ball has been kicked.
- The players other than the kicker must be located:
 - Inside the field of play.
 - Outside the penalty area.
 - Behind the penalty mark at least 9 meters from the penalty mark.

Procedure

- After the players, have taken positions in accordance with this Law, the referee signals for the penalty kick to be taken
 1. The player taking the penalty kick must kick the ball forward.
 2. Must not play the ball again until it has touched another player.

3. The ball is in play when it is kicked and moves forward.

- When a penalty kick is taken during the normal course of play, or time has been extended at half-time or full time to allow a penalty kick to be taken or retaken, a goal is awarded if, before passing between the goalposts and under the crossbar: the ball touches either or both goalposts and/or the crossbar and/or the goalkeeper.
- The referee decides when a penalty kick has been completed.

Outcome of the Penalty Kick		
	Goal is Scored	No Goal
Enters into Penalty Area before kick Attacking Team	Retake	Indirect where it happened
Enters into Penalty Area before kick Defending Team	Goal	Retake
Offence by Goalie	Goal	Retake
Ball Kicked Backwards, Illegal Feinting, or Wrong kicker	Indirect where it happened	Indirect where it happened

LAW 15 – THE THROW-IN/KICK-IN:

Are methods of restarting the game after it has crossed the touch line either on the ground or in the air. These restarts are given to the opposing team who last touched the ball before it went out of play.

Procedure: U6 KICK-IN

A kick-in will replace the official throw-in at this age group. The ball shall be kicked-in from the point where it left the field of play.

Procedure:

- a) Face the field of play
- b) Kick the ball from on, or behind, the touch line.
 - The ball will be in play immediately after it enters the field of play.
 - If the player taking the "kick in" touches the ball a second time before it has been played or touched by another player, a free kick shall be awarded to the opposing team.
 - At the taking of a kick-in, all opponents must be at 5 meters from the ball.
 - A goal may not be scored directly from a kick-in.

Procedure: UNDER 7-UNDER 12 THROW-IN

A thrown-in shall be from the point where the ball left the field of play, by a member of the opposing team who last touched it before it went out of play.

The player taking the throw-in shall:

- a) Face the field of play,
- b) Have part of each foot on the touch line or on the ground outside the touch line,
- c) Throw the ball using both hands
- d) Deliver the ball from behind and over their head.
 - For U-7 to U-10 if the player fails to throw the ball in correctly, their team shall be permitted a second attempt. If the second attempt is unsuccessful, a throw-in shall be awarded to the opposing team.
 - For U-11 & U-12 FIFA Rules apply.
 - The ball will be in play immediately after it enters the field of play.
 - If the player taking the throw-in touches the ball a second time before it has been played or touched by another player, an indirect free-kick shall be awarded to the opposing team.
 - At the taking of a throw-in, all opponents must be at least 2 meters from the ball.
 - A goal may not be scored directly from a throw-in.

LAW 16 – THE GOAL KICK

A goal kick is awarded when the whole of the ball has passed the goal line either on the ground or in the air and was last touched by the attacking team and a goal has not been scored.

- The goal kick shall be taken within (U6 - 3 meters, U7 -U12 – anywhere within the goal area) off the goal line anywhere across the width of the field of play at the nearest point from where the ball was retrieved.
- Opposing players must be on their side of the Retreat line.

All opposing players cannot pursue the ball until:

- The ball is received by a teammate
- The ball travels over the line
- The ball leaves the field of play
- U6, U7, U8, U9 and U10 - A goal cannot be scored directly from a goal kick.
- U11 and U12 -A goal may be scored directly from a goal kick, but only against the opposing team.

Age Group	Game Format	Retreat Line
Under 6, 7 & 8	3v3, 4v4, 5v5	Half way line
Under 9, 10, 11 & 12	6v6,7v7, 8v8	Middle 3 rd

Encroachment of retreat line:

If the defending team encroaches across the retreat line before an opposition player touches the ball, then the referee blows the play stopped and issues a re-take of the goal kick.

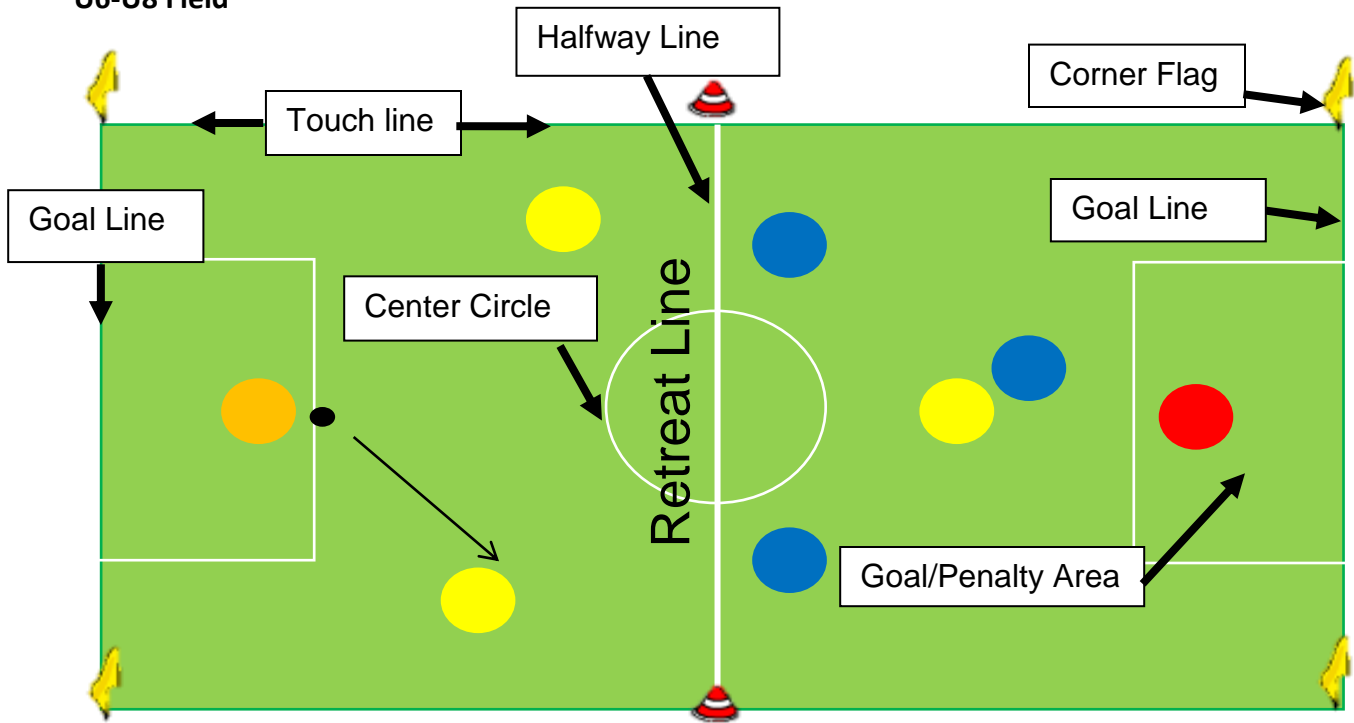
If the opposing team repeatedly infringes the retreat line, an indirect free kick shall be awarded from the place where the offence occurred for not respecting the restart.

LAW 17 – THE CORNER KICK

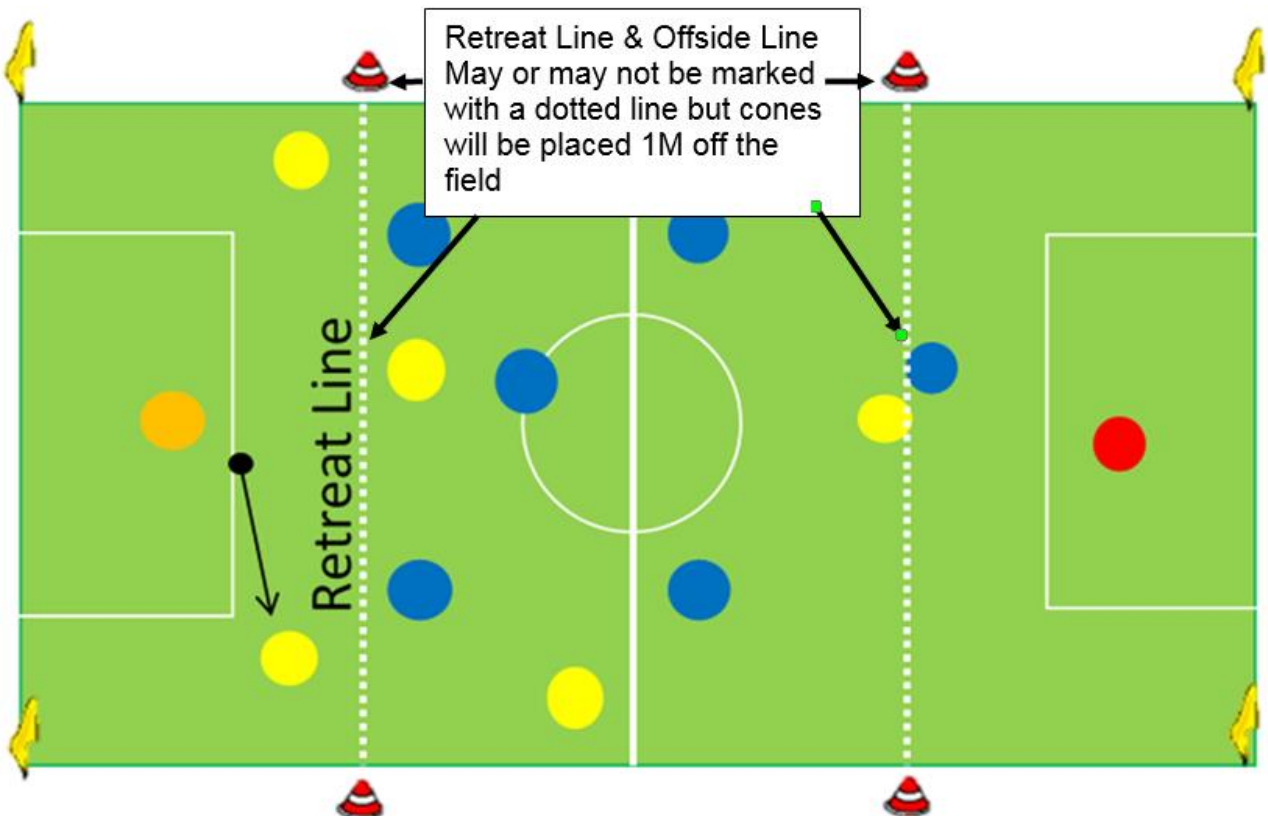
A corner kick is awarded when the whole of the ball has crossed the goal-line, either on the ground or in the air, having last been touched by a defending player, and a goal has not been scored.

- The corner-kick shall be taken from the corner-arc nearest to where the ball crossed the goal-line.
- All opponents shall be no less than the following from the ball until it has been kicked.
 - U6 - 5 meters
 - U7-U10 – 8 meters
 - U11-U12 – 9 meters
- The ball is in play when it is kicked and moves.
- If the player taking the corner-kick touches the ball a second time before it has been played or touched by another player, an indirect free-kick shall be awarded to the opposing team.
- U6, U7, U8, U9 and U10 - A **goal cannot be scored** directly from a corner kick.
- U11 and U12 - A goal may be scored directly from a corner-kick.

FIELD AND MARKINGS
U6-U8 Field



U9-U12 Field



APPENDIX “A” – FIELD MARKINGS

Game Format	Age Groups	Field Dimensions	Goal Area / Penalty Area	Center Circle	Goal Dimensions
3v3*	Under 6- 8	Min: 18x25m Max: 22x30m	Goal Area *None or 3m post on Goal line and 3m into field	5m	1.52 x 2.44m (5' x 8')
4v4*	Under 7-8	Min: 20x30m Max: 25x36m	Goal Area *None or 3m post on Goal line and 3m into field	5m	1.52 x 2.44m (5' x 8')
5v5*	Under 8	Min: 25x30m Max: 30x36m	Goal Area *None or 3m post on Goal line and 3m into field	5m	1.52 x 2.44m (5' x 8')
6v6	Under 9-12	Min: 30x36m Max: 40x55m	Goal Area *None or 10m post on Goal line and 10m into field	8m	1.83 x 4.27m (6' x 14')
7v7	Under 10- 12	Min: 30x36m Max: 40x55m	Goal Area *None or 10m post on Goal line and 10m into field	8m	1.83 x 4.88m (6' x 16')
8v8	Under 11- 12	Min: 42x55m Max: 60x75m	Penalty Area 11m post on Goal line and 11m into field	9m	1.83 x 5.5m (6' x 18')

**With or without goalkeeper - when no goalkeeper, reduce the goal size and no goal area marked.*

APPENDIX “B” – BALL, PLAYERS, AND DURATION

Game Format Law 3	Age Groups	Squad Size	Game Duration Law 7	Ball Size Law 2
3v3*	Under 6, 7 & 8	Max 6	2 x 15 min. Half Time: 5 min	3/4
4v4*	Under 7 & 8	Max 8	2 x 15 min. Half Time: 5 min	3/4
5v5*	Under 8	Max 10	2 x 15 min. Half Time: 5 min	3/4
6v6	Under 9- 12	Max 10	2 x 25 min. Half Time: 5 min	3 or 4
7v7	Under 10- 12	Max 12	2 x 25 min. Half Time: 5 min	4
8v8	Under 11 & 12	Max 14	2 x 30 min. Half Time: 5 min	4